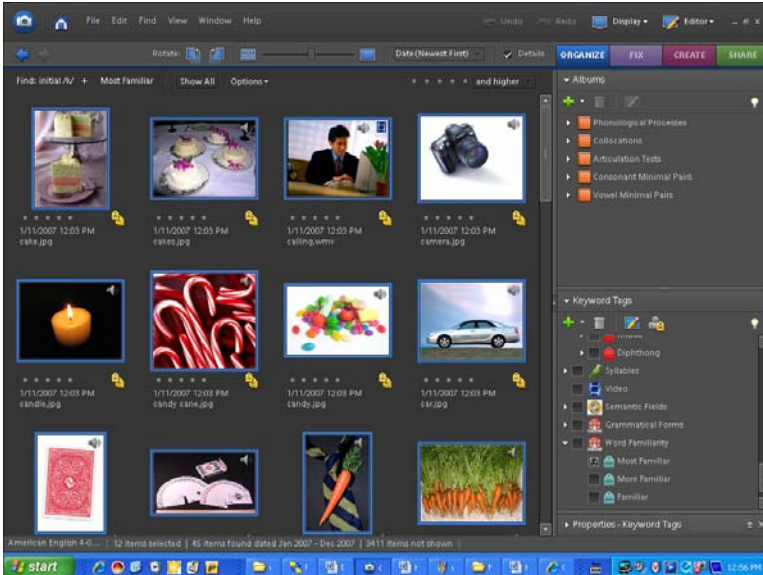




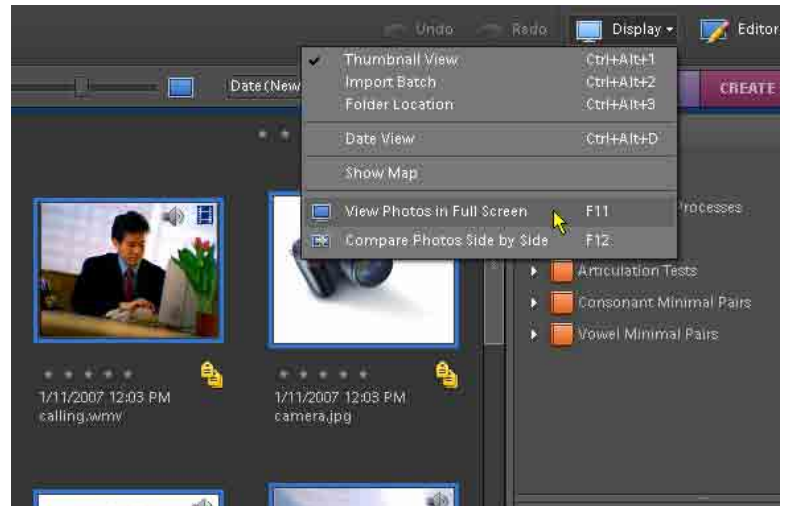
# Marquette University Spanish English Catalog (MaUSECat)

How do I display a collection of photos one-by-one without the picture switching after a certain time?

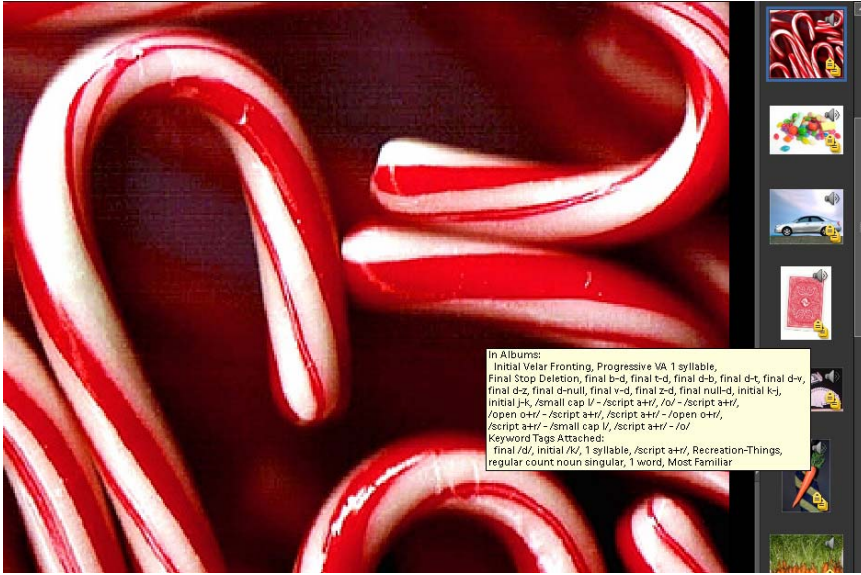


First, choose the photos you want in your set of pictures. You can do this either by holding down the *Ctrl* key and clicking on each individual picture or by clicking on the first picture then the last picture in a group while holding down the *Shift* key. You will know you have selected pictures when the border around them is blue.

After you have selected your pictures, click on *Display* in the upper right corner of the screen and select *View Photos in Full Screen*.



How do I display a collection of photos one-by-one without the picture switching after a certain time? 2



The photo will remain on the screen until you scroll to or click on the next one with the mouse.