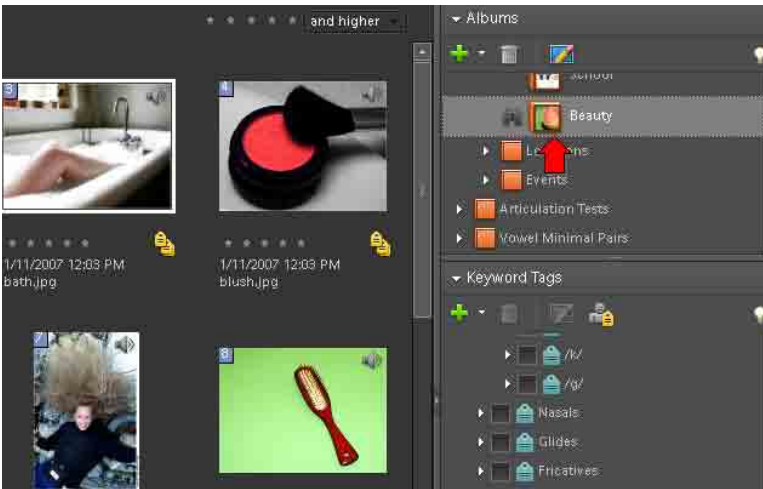




Marquette University Spanish English Catalog (MaUSECat)

How do I save copies of a particular set of pictures to another folder on my computer?

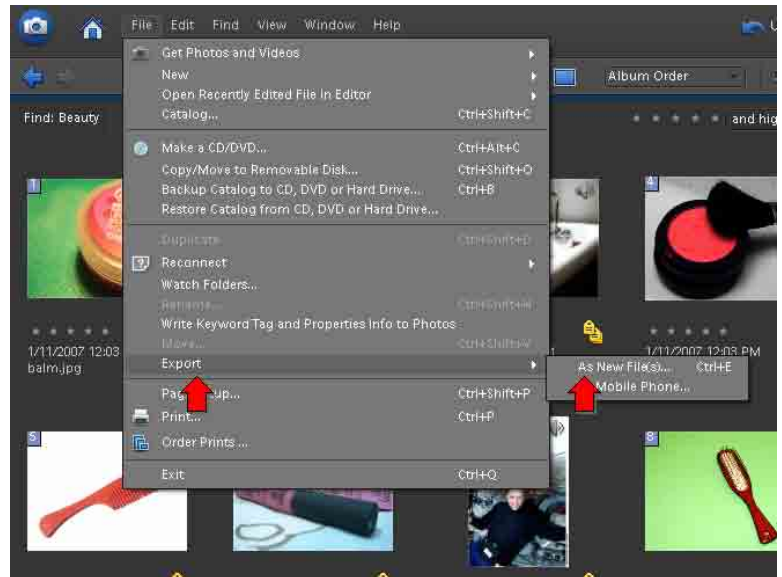


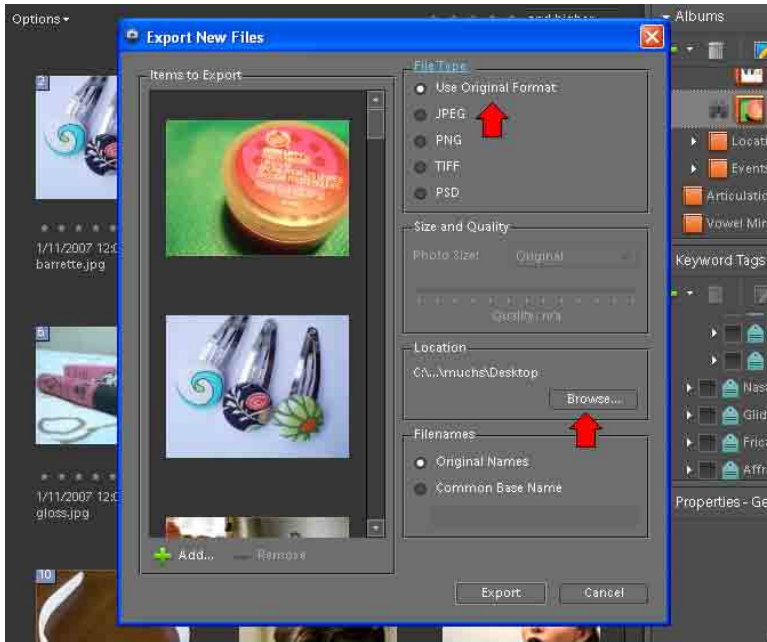
First, choose a set of pictures. The set of pictures can be your own, an album, a tag group, or a set of tag groups.

The *Beauty* album has been chosen for this example.

From the *File* menu at the top of the screen, choose *Export*.

Then from the Export options, choose *As New File(s)*.





In the window that appears, choose what format you want for the photos. For most purposes you should select *Use Original Format*.

Also, click on the *Browse* button to choose where on the computer you wish to save the set of pictures.

After choosing *Browse*, the menu for folder and file locations will appear.

Choose the desired location and then click *OK*.

The photo files as well as the corresponding audio files will be saved to the chosen location.

