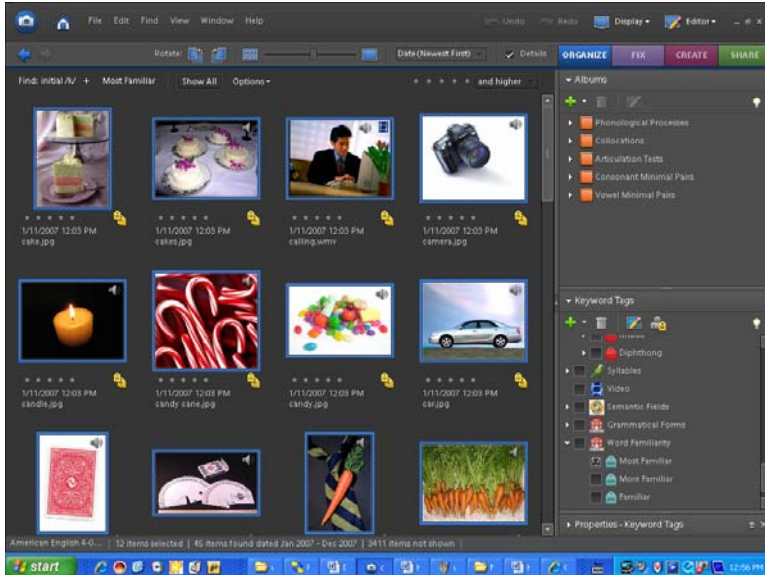




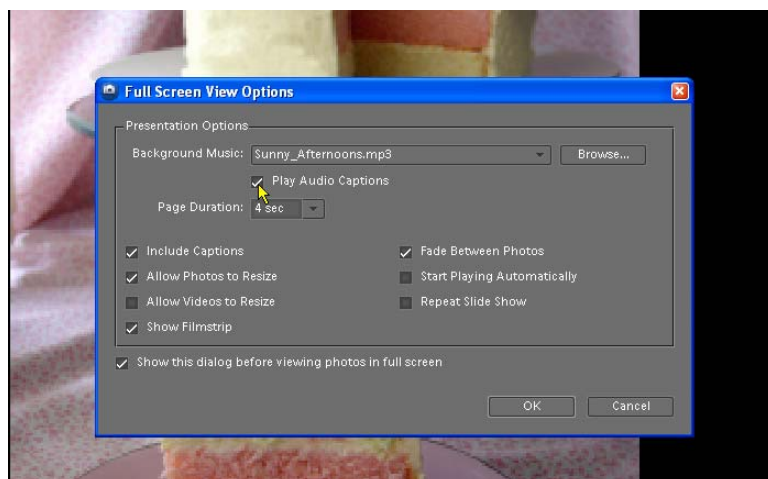
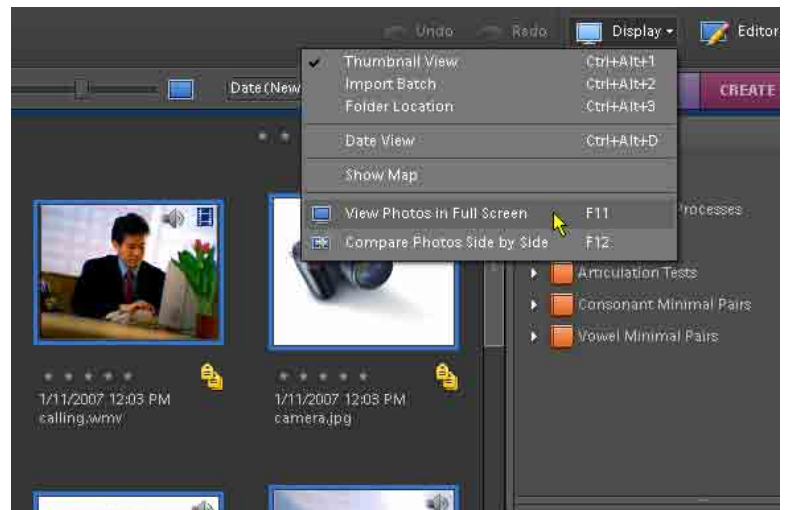
# Marquette University Spanish English Catalog (MaUSECat)

How do I turn audio on or off during a slideshow?



First, choose the photos you want in your slideshow. You can do this either by holding down the *Ctrl* key and clicking on each individual picture or by clicking on the first picture then the last picture in a group while holding down the *Shift* key. You will know you have selected pictures when the border around them is blue.

After you have selected your pictures, click on *Display* in the upper right corner of the screen and select *View Photos in Full Screen*.



Uncheck the box that says *Play Auto Captions*.

Finally, click *OK* to play your slide show without sound.

