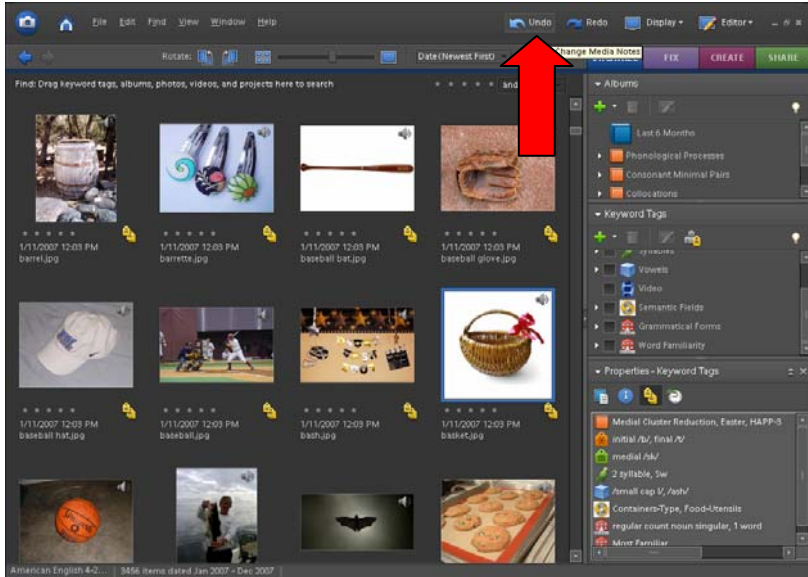




Marquette University Spanish English Catalog (MaUSECat)

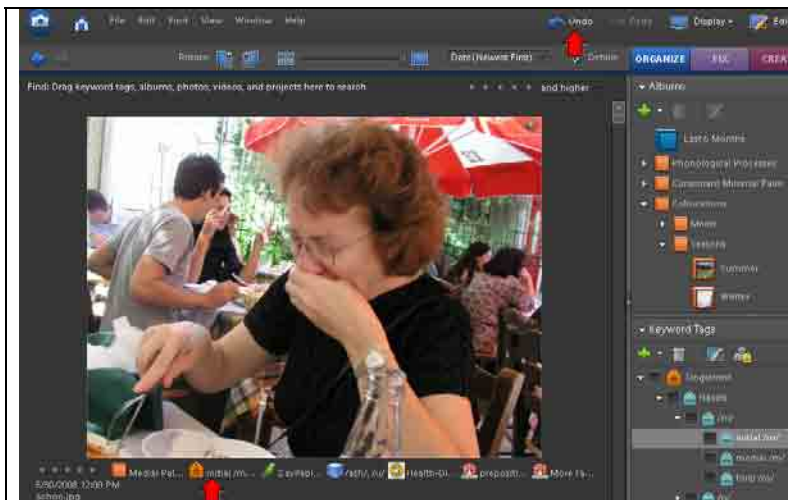
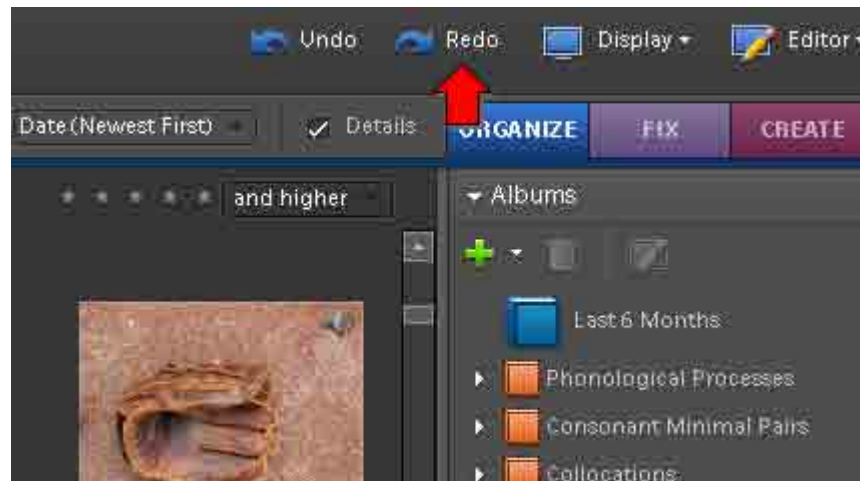
Troubleshooting - How do I undo an action if it is not desired?



If you are editing general properties, keyword tags, or albums, click on the *Undo* icon to undo the most recent action.

Click it again to undo the action before that one, etc.

If you want to redo your original action, click the *Redo* icon to do again what you had undone.



In this example, *achoo* was labeled with *initial m*. After the tag was applied, the *Undo* option becomes highlighted on the screen.

The *initial m* tag is marked with a red arrow at the bottom of the photo.

Once *Undo* was selected, the *initial m* tag was automatically removed. The *Redo* option will then be highlighted at the top of the screen. Choosing this option will reinstate the original action.

The *Undo* option will also remove new albums or tags that are created in error, remove a group of photos from a category, among other actions.

